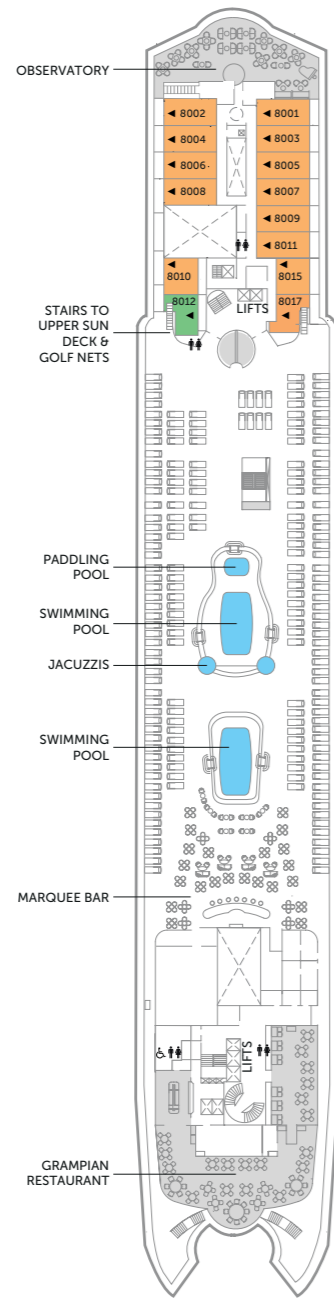


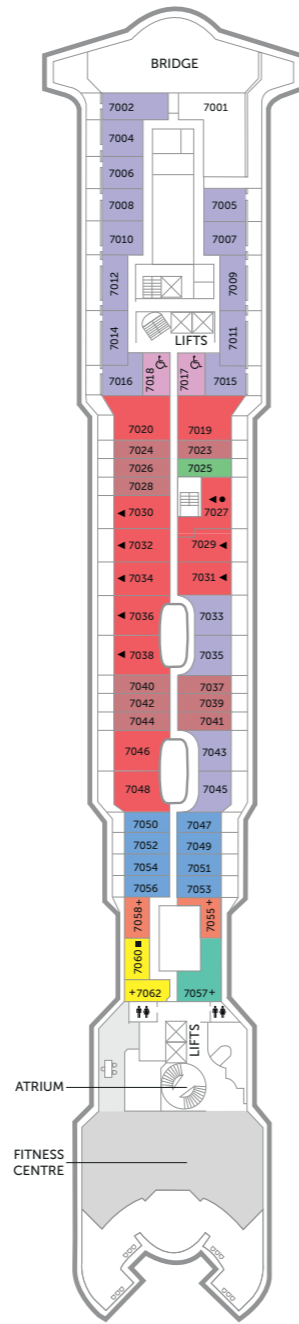
Braemar deck plans

Key to symbols

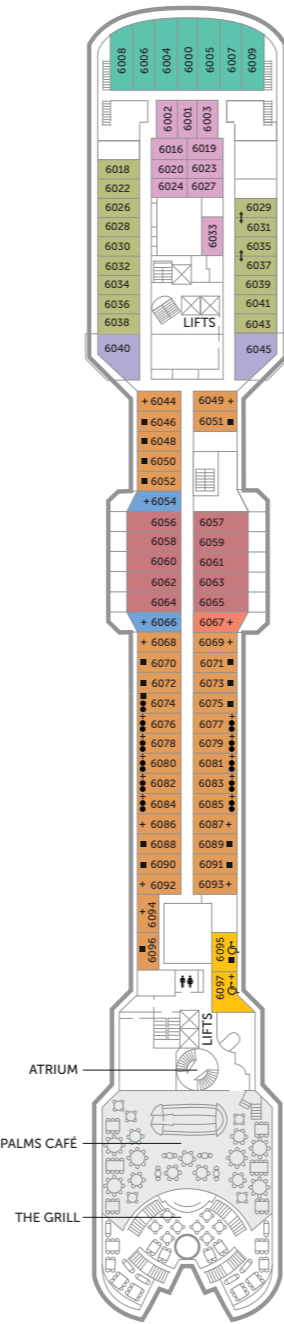
- 4 berth room
- 3 berth room
- ◀ Room with bathtub
(Shower is usually also included over the bath)
- + Room with restricted view
- Room with fully restricted view
- ♿ Adapted for wheelchair users
(Not suitable for those fully reliant on a wheelchair)



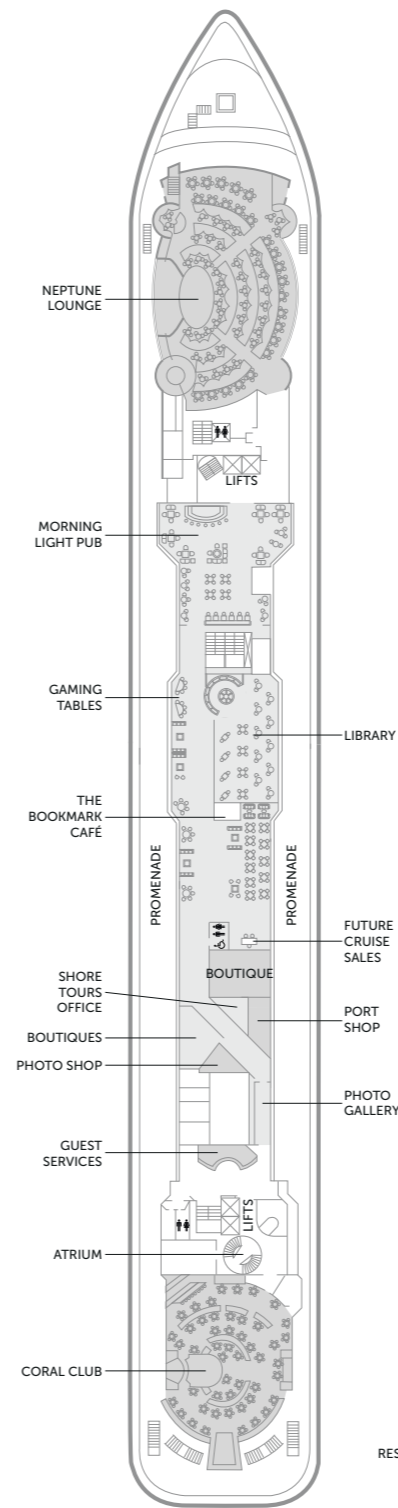
Marquee Deck 8



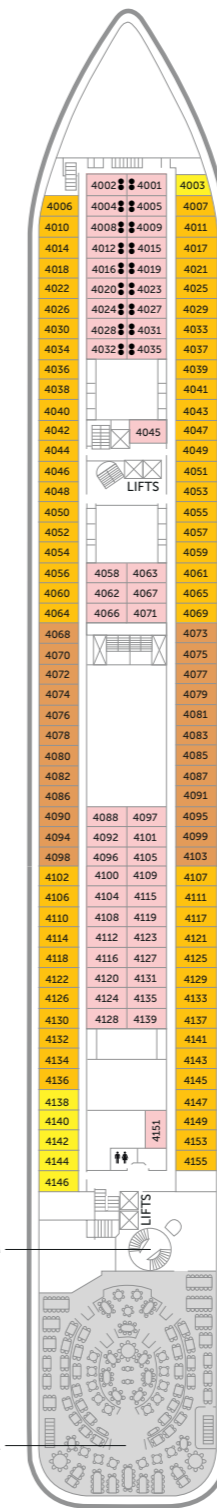
Bridge Deck 7



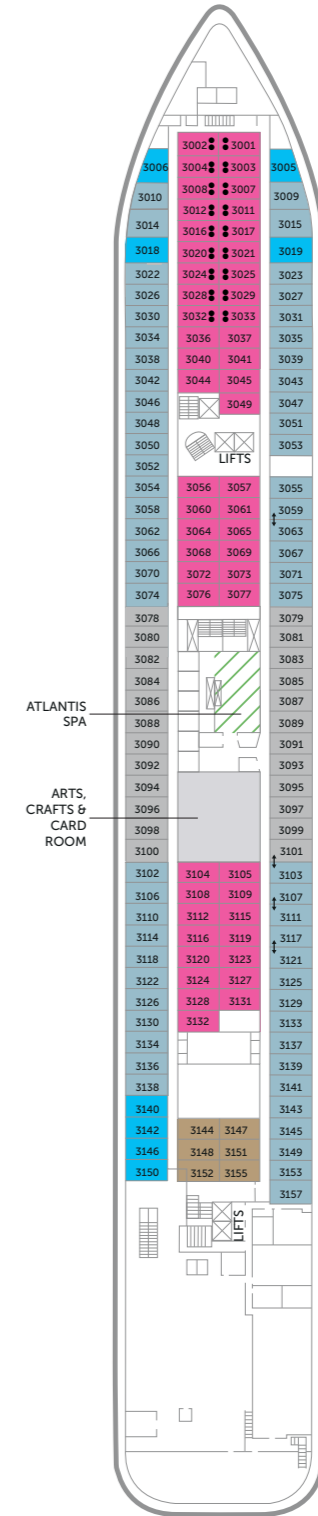
Lido Deck 6



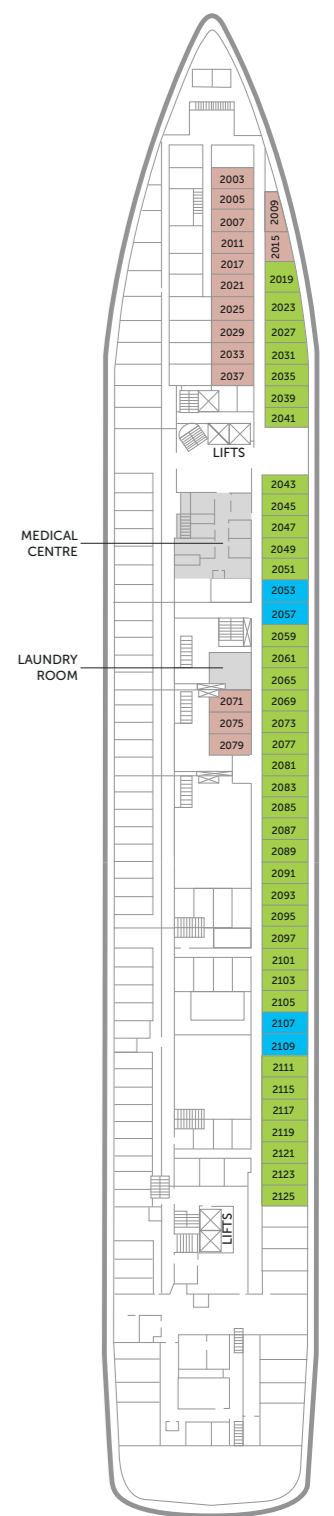
Lounge Deck 5



Main Deck 4



Atlantic Deck 3



Marina Deck 2

Room details

All rooms have a hairdryer, safe, Smart TV, tea and coffee making facilities and an en-suite with shower (some rooms include a bathtub as indicated on the deck plan). Any additional features are detailed below.

Suites (with balcony, refrigerator, mini-bar & Suite Dreams benefits*)

SS Superior Suite
Bridge Deck From 300 sq ft

BS Balcony Suite
Bridge & Lido Decks Approx 225 sq ft

JB Single Balcony Suite
Marquee & Bridge Decks Approx 190 sq ft

Balcony rooms (with refrigerator & mini-bar)

DC Deluxe Balcony Room
Marquee Deck Approx 225 sq ft

Balcony rooms

BA Superior Balcony Room
Bridge & Lido Decks Approx 190 sq ft

J Single Superior Balcony
Bridge & Lido Decks Approx 140 sq ft

BC Balcony Room
Bridge & Lido Decks Approx 140 sq ft

Picture window rooms (with refrigerator & mini-bar)

LA Large Superior Ocean View
Bridge & Lido Decks Approx 175 sq ft

Picture window rooms

A Superior Ocean View
Lido Deck Approx 140 sq ft

B Superior Ocean View
Lido & Main Decks Approx 140 sq ft

C Superior Ocean View
Lido & Main Decks Approx 140 sq ft

♿ Adapted rooms available (not suitable for those fully reliant on a wheelchair)

K Single Superior Ocean View
Bridge & Main Decks Approx 140 sq ft

Porthole rooms

D Ocean View
Atlantic Deck Approx 140 sq ft

E Ocean View
Atlantic Deck Approx 140 sq ft

F Ocean View
Marina Deck Approx 130 sq ft

L Single Ocean View
Atlantic & Marina Decks Approx 140 sq ft

Interior rooms

G Interior Room
Bridge & Lido Decks Approx 130 sq ft

♿ Adapted rooms available (not suitable for those fully reliant on a wheelchair)

H Interior Room
Main Deck Approx 130 sq ft

I Interior Room
Atlantic Deck Approx 130 sq ft

M Single Interior Room
Atlantic Deck Approx 130 sq ft

N Single Interior Room
Marina Deck Approx 130 sq ft

For more information on our ships, including digital deck plans, room images and virtual reality videos, please visit the 'our ships' section of our website at fredolsencruises.com

NOTES

Room layouts, colour schemes and bed layouts may vary across the ship. Balcony sizes vary and many are under cover (shaded).

Any 3rd/4th beds on B - I grade rooms will be in bunk-bed style (folded away when not in use).

Further information, including details on our smoking policy, can be found on pages 234-237.

This information is correct and up-to-date at the time of going to print, but may be subject to change without prior notice. E&OE.

*Suite Dreams – see pages 30-31 for more details.

